



# Year 9 Options Booklet 2025

Purple pathway

# Glossary of Terms

<b>GCSE</b>	<b>A subject which is assessed mostly by external exams, with some subjects having a coursework element. These qualifications give grades of 1-9</b>
<b>Tech Level</b>	<b>A vocational subject which is examined mostly by internally assessments but do have an external examination. These qualifications give grades of pass, merit, and distinction</b>
<b>NEA</b>	<b>Non-examination Assessment. These are assessments that take place within school and are not formal examinations. These assessments have taken the place of formal coursework.</b>
<b>KS3</b>	<b>Key Stage 3 – the program of study for Year 7 to 9 within NIA</b>
<b>Post 16 Study</b>	<b>These are the pathways pupils’ study after they complete their GCSEs. This can include sixth forms, colleges, or apprenticeships.</b>
<b>Core Subject</b>	<b>A Subject that all pupils must study</b>
<b>Humanity Subject</b>	<b>History or Geography</b>
<b>Free Option Subject</b>	<b>Pupils can choose 3 of these Free Option Subjects as part of the option process</b>
<b>PSHRE</b>	<b>Personal Social Health and Religious education</b>
<b>PE</b>	<b>Physical Education</b>
<b>Higher Tier</b>	<b>Within some subjects there are 2 tiers. Higher tier allows pupils to achieve grades 4 to 9, however if pupils do not achieve a grade 4 they receive the fail grade of U.</b>
<b>Foundation Tier</b>	<b>Within some subjects there are 2 tiers. Foundation tier allows pupils to achieve grades of 1 to 5, allowing pupils to achieve a grade no matter their prior levels of achievement</b>
<b>National Curriculum</b>	<b>The required curriculum set out by the government which pupils need to study whilst at Secondary school.</b>
<b>Home Language</b>	<b>A language which pupils can read, write, and speak in fluently outside of NIA. For example, Polish, Romanian or Cantonese</b>

# Contents

4. The Option Process at NIA

## Core Subjects

6. English Language

7. English Literature

8. Maths

9. Separate Sciences

10. PSHE

10. PE

## Humanities Subjects

11. Geography

12. History

## Option Subjects

13. Art and Design – Fine Art

14. Art and Design – Graphic Design

15. Business

16. Computer Science

17. Dance

18. Drama

19. German

20. Health and Social Care

21. Hospitality and Catering

22. Media

23. Music

24. Religious Studies

25. Sociology

26. Spanish

27. Sport

## The Option Process at NIA

At NIA we aim to offer a broad and balanced curriculum which prepares you for whatever career path you choose to take after you leave NIA. Our curriculum offer to you is made up of a selection of different GCSE and Vocational qualifications which allows you to select a great variety of subjects which you may have studied before or is a completely new course to you. For Key Stage 4 at NIA, you will study a selection of core, humanities and option subjects and this booklet is a guide to what you will be studying in each of these subjects.

### **Core Subjects**

The core subjects are the subjects every pupil at Key Stage 4 you must study, and these subjects will appear on everyone's timetable next year, which has been the same for previous years. Physical Education and PSHE are non examined subjects but are mandatory as part of the national curriculum.

### **Humanities Subjects**

Every pupil at NIA studies a humanities subject, either Geography or History. Within your options form you will need to select one of these subjects.

### **Free Option Subjects**

At NIA we have many different options subjects we offer to give you the biggest variety of subjects possible. This allows you to choose option subjects which interest you or support you in following the career path you wish to take. Within the free option subject choices, you need to select 3 choices and 2 reserve choices.

When selecting the subjects make sure you think about the amount of coursework and additional time you will need to give to a subject. Some subjects will not be available for all learners to select, which will be determined based on the pathway learners are placed on.

### **Pathways**

The Senior Leadership team and pastoral teams at NIA have a duty to guide students down the correct pathway to ensure that every learner selects the most appropriate subjects for their progress and to set them up for their post 16 next steps. Using academic data, we have guided students onto three pathways: purple, yellow and white.

**Purple:** Learners will be guided to complete maths, English, the single sciences, humanities, MFL and will have an open choice of option subjects.

You have been selected for the *purple pathway*.

**What do you need to choose?**

#### **Purple pathway**


- **1 or 2 Humanities Subject**

- 3 Free Option Subjects (2 if selecting 2 humanities)
- 2 Reserve Free Option Subjects

Core Subjects		Humanities Subjects	Free Option Subjects	
English Language	Single Science	Geography	Art and Design – Fine Art Art and Design – Graphics Business Computer Science Dance Drama Hospitality and Catering	German Health and Social Care Media Music Psychology Religious Studies Sociology Spanish Sport
English Literature	Core PE (non-exam)			
Mathematics	PSHE (non-exam)			
Subjects you must study		Choose 1 (or 2) of these subjects	Choose 3 of these options with 2 reserve choices (or choose 2 if choosing 2 humanities) NB: Learners can only select psychology OR sociology, not both Learners can only pick business OR media, not both	

## Core Subject – English Language

Course information	
Option Type	Core Subject
Exam Board	AQA

<b>Specification</b>	English Language	
<a href="#">Online Subject Link</a>		
<b>Assessment</b>		
<p>Written exam x 2 Spoken Language Assessment x 1</p> <ul style="list-style-type: none"> <li>• Language Paper 1 – Fiction</li> <li>• Language Paper 2 – Non – Fiction</li> <li>• Spoken Language Assessment</li> </ul> <p>Both exam papers are 1 hour and 45 minutes and equally weighted. Spoken Language presentations must be between 4-10 minutes.</p>		
<b>Course Overview</b>		
<p>You will engage with a wide variety of fiction and non-fiction extracts. You will learn to write in many forms, such as story writing, description, summaries, letters, essays, articles and more.</p> <p>The Spoken Language is a component of your GCSE English Language course, and it assesses your speaking and listening abilities. It is graded as Pass, Merit, Distinction or Not Classified.</p>		

### Why learn English Language?

There are many reasons to study English. English is a gateway to many career options, and it provides important transferable skills.

The English Language course is designed to develop skills in reading, writing and oracy. These skills are essential in your study of other subjects, and they are a fundamental requirement for further education courses and career pathways.

English for example, is the language of science, aviation, computers, diplomacy, and tourism. An English qualification increases your chances of getting employment in a range of fields both in the UK and abroad.

### How can I support my learning in English Language?

#### Websites

- [GCSE English Language - AQA - BBC Bitesize](#) has revision resources and sample exam questions.

#### Other Activities

- Read for 30 minutes a day to improve vocabulary, writer’s voice, and punctuation accuracy (a mixture of fiction and non-fiction).
- Complete practice papers for each of the Language papers.
- Use highlighters/success criteria/mark schemes to assess your work#.
- Writing practice- use headlines from the news/photos on your phone as stimulus.

## Core Subject – English Literature

<b>Course information</b>	
<b>Option Type</b>	Core Subject
<b>Exam Board</b>	AQA

<b>Specification</b>	English Literature
<a href="#">Online Subject Link</a>	
<b>Assessment</b>	
<p>Written exams x 2</p> <ul style="list-style-type: none"> <li>Literature Paper 1 – Shakespeare and 19<sup>th</sup> Century Text</li> <li>Literature Paper 2 – Modern Text and Poetry</li> </ul> <p>Exam Paper 1 is 1 hour, and 45 minutes. Exam Paper 2 is 2 hours and 15 minutes.</p>	
<b>Course Overview</b>	
<p>The course looks at the study of a variety of different literature texts in different forms and genres. For paper 1 you will study the play Macbeth, and the novella Jekyll and Hyde. To prepare for paper 2 you will study the play An Inspector Calls, the Love and Relationships Poetry and unseen poetry.</p>	



**Why learn English Literature?**

English Literature gives you the opportunity to study some of the most influential works ever written. It will give you an appreciation of the written form, the motivations and influences of the author and the time in which it was written. You'll also develop a sharp analytical mind, not only capable of examining things in detail but considering the wider themes and influences. This can be especially useful in business negotiations, analysis or even careers like journalism. It will also help you structure arguments and improve your communication skills, all of which will help you at degree level and professionally.

**How can I support my learning in English Literature?**

**Websites**

The following websites have revision guides for each unit covering context, vocabulary, character profiles, themes and exam preparation.

- [Macbeth – Revision Link](#)
- [The Strange Case of Dr Jekyll and Mr Hyde – Revision Link](#)
- [An Inspector Calls – Revision Link](#)
- [Love & Relationships – Revision Link](#)


**Other activities**

- Complete practice papers for each of the Literature texts.
- Use highlighters/success criteria/mark schemes to assess your work.
- Re-read the Literature texts and write key quotations on post-it notes (display these in your room/house) (Copies are available in the library).

Read for 30 minutes a day to improve vocabulary, writer's voice and punctuation accuracy (a mixture of fiction and non-fiction).

## Core Subject – Mathematics

<b>Course information</b>	
<b>Option Type</b>	Core Subject
<b>Exam Board</b>	Edexcel

<b>Specification</b>	Maths	
<a href="#">Online Subject Link</a>		
<b>Assessment</b>		
<p>3 written exam papers each equally weighted. All 3 papers are 1 hour and 30 minutes long and can cover any topic from the mathematics specification. Mathematics can be assessed at either foundation or higher tier.</p>		
<b>Course Overview</b>		
<p>Mathematics is made up of 6 key areas, which are studied over the two years. These both build on the topics learnt in KS3 and introduce more complex topics and begin to interleave the topics to allow pupils to solve complex problems. The topics studied are: -</p> <ul style="list-style-type: none"> <li>• Number</li> <li>• Algebra</li> <li>• Geometry and Measure</li> <li>• Statistics</li> <li>• Ratio and Proportion</li> <li>• Probability</li> </ul>		
<b>Why learn Mathematics?</b>		
<p>Just as languages provide the building blocks and rules we need to communicate, maths uses its own language, made up of numbers, symbols and formulas, to explore the rules we need to measure or identify essential problems like distance, speed, time, space, change, force, and quantities. In fact, maths is the only universal language, and if there were to be any communication from extra-terrestrials, we would only be able to decode it using maths!</p> <p>Studying maths helps us find patterns and structure in our lives. Practically, maths helps us put a price on things, create graphics, build websites, build skyscrapers and generally understand how things work or predict how they might change over time and under different conditions.</p>		
<b>How can I support my learning in Mathematics?</b>		
<p>Websites</p> <ul style="list-style-type: none"> <li>• <a href="http://www.hegartymaths.com">www.hegartymaths.com</a> - login using name/DOB/ and a password of your own creation</li> <li>• <a href="http://mathsapp.pixl.com">mathsapp.pixl.com</a> - login using NI6051, then your initial and surname for both username and password</li> <li>• <a href="http://www.diagnosticquestions.com">www.diagnosticquestions.com</a> - can create your own account on this free to use website, where there is a multitude of multiple-choice quizzes where you can justify your reasoning. Many quizzes also include exam questions which is useful.</li> </ul>		

## Core Subject – Separate Sciences



Course information	
<b>Option Type</b>	Core Subject
<b>Exam Board</b>	AQA
<b>Specification</b>	Biology, Chemistry and Physics
<a href="#">Online Subject Link</a>	
Assessment	
6 written exam papers each 1 hour 45 minutes, 2 papers focusing on each of the 3 Science subjects. Each exam paper has 100 marks. Exams can be sat at either foundation or higher tier	
Course Overview	
The AQA Trilogy specification gives a more in-depth study of the three science disciplines. Over the course of the 2 years pupils will cover the same topics as those studying Combined Science but will learn some of these topics in more detail and will study additional topics as well. Studying Separate Sciences will give pupils 3 GCSE qualifications, one each in Biology, Chemistry and Physics	



### Why learn Separate Sciences?

In GCSE Biology, you will delve further into the study of living organisms and how they interact with the environment around them. A GCSE in Biology is also a fantastic step towards studying A Level Biology, which in turn is a step towards a career in medicine and health care, marine Biology, Neurology, and many other STEM careers.

By studying GCSE Chemistry, you will delve further into the study of atoms and how atoms they interact with each other to create new products. A GCSE in Chemistry is also a fantastic step towards studying A Level Chemistry, which in turn is a step towards a career in medicine and health care, Biochemistry, Pharmaceuticals, and many other STEM careers.

Within GCSE Physics, you will delve further into the study of how energy is stored and transferred, the structure of atoms, how forces interact and will look at space exploration. A GCSE in Physics is also a fantastic step towards studying A Level Physics, which in turn is a step towards a career in engineering, astrophysics, radiography, and many other STEM careers.

### How can I support my learning in Separate Science?

#### Websites

- Primrose Kitten <https://www.youtube.com/channel/UCBgvmal8AR4QIK2e0EfJwaA>,
- Free Science Lessons: [https://www.youtube.com/channel/UCqbOeHaAUXw9II7sBVG3\\_bw](https://www.youtube.com/channel/UCqbOeHaAUXw9II7sBVG3_bw),
- Khan academy: <https://www.youtube.com/user/khanacademy>,
- Seneca Learning is a free learning platform where you can access a range of courses from KS3 to your GCSEs. You can sign up at any level and can pick and choose which topics you want to revise. <https://www.senecalearning.com/>

#### Books

- CGP revision guide – Provided by NIA in Year 10
- CGP revision flash cards – Provided by NIA in Year 11

## Core Subject – PSHE

Course information	
Option Type	Core Subject
Exam Board	Not Examined
Specification	NIA
<a href="#">Online Subject Link</a>	
Assessment	
No external assessment	
Course Overview	
Personal Social and Health Education are requirement of National Curriculum and are studied throughout your years within secondary school. Using a course built within NIA you will learn about the key issues that surround being a citizen of the school and the local community.	



**Why learn PSHRE?**  
 By studying PSHE over the next two years you will not only learn about different cultures, religions and beliefs but also how to respect the DNA of NIA and the core British values of democracy, tolerance, respect, rule of law and liberty.

## Core Subject – PE

Course information	
Option Type	Core Subject
Exam Board	Not Examined
Specification	NIA
<a href="#">Online Subject Link</a>	
Assessment	
No external assessment	
Course Overview	
PE is part of the national curriculum so is studied throughout secondary school by all pupils. At NIA the Core PE curriculum you will develop the knowledge skills you learnt at KS3, allowing you to compete in a variety of sports and develop your teamwork.	



**Why learn PE?**  
 Being physically fit and healthy is an important part of life. Within PE you will learn about different activities and skills for you to be able to participate in different sporting activities to help you develop them as hobbies and maintain a healthy lifestyle

# Humanities Subject – Geography

Course information	
<b>Option Type</b>	Humanities Option
<b>Exam Board</b>	OCR
<b>Specification</b>	Specification A
<a href="#">Online Subject Link</a>	
Assessment	
3 written exam papers. Paper 1 and 2 are 1 hour and are 30% of the marks each, and paper 3 is 1 hour 30 minutes making up 40% of the total mark.	
Course Overview	
<p>The GCSE Geography builds upon the knowledge and skills you studied at KS3 and will focus on looking at 3 main areas. The first being the landscape, people of the UK and the challenges facing the UK. The second area of Geography is looking at the Planet, the ecosystems of Earth, development and the impact people are having upon it. Finally, you will study more complex geographical skills and how to apply them to fieldwork.</p>	
Why learn Geography?	
<p>Geography helps us to explore the world around us and recognise the great differences and diversity in cultures, political systems, economies, landscapes, and environments across the world, while enabling us to explore the links between them. It is a fantastically connective subject that has crossovers and links to other subject areas.</p> <p>The skills that you learn in Geography, such as independent learning, teamwork, research, data analysis, report, and essay writing, are highly transferable with other subject areas and therefore can support your learning elsewhere.</p>	
How can I support my learning in .....?	



## Websites

- GCSE Bite size
- Cool Geography
- Geography on the Internet.

## Books

- “Geographical Skills and Fieldwork OCR GCSE (9-1) Geography A and B”  
Steph Warren
- OCR A GCSE “Geography: Geographical Themes Student Book”  
Simon Ross, Alan Parkinson, Jo Debens, Jo Payne

# Humanities Subject – History

## Course information

<b>Option Type</b>	Humanities Option
<b>Exam Board</b>	Edexcel
<b>Specification</b>	GCSE

[Online Subject Link](#)

## Assessment

3 written exams. Paper 1 is 1 hour 15 minutes making up 30% of the total mark, Paper 2 is 1 hour 45 minutes making up 40% of the total mark and Paper 3 is 1 hour 20 minutes making up 30% of the total mark

## Course Overview

Throughout the 2-year course students will be studying:

- Early Elizabethan England
- Crime and Punishment
- Superpower relations and the Cold War
- Weimar and Nazi Germany
- Whitechapel: crime, policing and the inner city



## Why learn History?

History is a well-respected subject that forms part of the EBACC qualification. A GCSE in History can offer many exciting job opportunities:

- As effective writers and communicators, many who study History become successful journalists, authors, editors, content managers and marketing professionals.
- History and Law are very similar subjects so many pursue careers as lawyers, diplomats, and politicians.
- The course will teach you how to locate, organise and manage information. This enables you to become outstanding researchers, librarians, information managers and administrators.
- You can also pursue further studies to become teachers or museum facilitators.

Even if a career in History is not for you, GCSE History will teach you the following skills that are useful in all professions. These skills include researching, forming an argument, how to analysis events and opinions allowing you to make judgements and also looking at different perspectives.

### How can I support my learning in History?

#### Websites

- GCSE BBC Bitesize
- BBC Teach
- GCSEPod
- Seneca Learning

#### Books

- GCSE History Edexcel Revision Guide - for the Grade 9-1 Course (CGP GCSE History 9-1 Revision)
- Revise Edexcel GCSE (9-1) History Early Elizabethan England Revision Guide and Workbook: with free online edition (Revise Edexcel GCSE History 16)
- Revise Edexcel GCSE (9-1) History Superpower relations and the Cold War, 1941 -91 (Revise Edexcel GCSE History 16)
- Revise Edexcel GCSE (9-1) History Weimar and Nazi Germany, 1918-39 Revision Guide and Workbook with free online edition (Revise Edexcel GCSE History 16)

## Option Subject – Art and Design – Fine Art

### Course information

<b>Option Type</b>	Free Option
<b>Exam Board</b>	AQA
<b>Specification</b>	GCSE

### [Online Subject Link](#)

### Assessment

60% is coursework completed in class, which is a project based portfolio made over the 2 years. 40% of the marks are for an exam project comprising of a portfolio of work and a 10 hour final exam

### Course Overview

You will study a range of artists throughout the course and will also research artist of your own choosing to support your ideas and developments. You will create a portfolio of work, which will consist of one main course work project and one smaller project and will understand the creative process and be able to apply this to your own ideas.



### Why learn Fine Art?

Art is something humans have been involved in from the Stone Age. Our everyday lives today continue to be influenced by the creative minds of Artists and Designers. Look at the design of the trainers you wear, the pattern on the wallpaper in your home, the latest fashions, the style of building that you live in and even our amazing school building. All of these have come from the mind of a creative person, they all require Art in some form.

This Art and Design course, with a specialism in Fine Art, allows you to be creative. Fine Art is making art for the sake of making art, rather than to meet a brief or a specific purpose. As Picasso once said, 'Inspiration has to find you working.' You will look at artwork from different time periods and cultures and in many different styles. You will explore various media and techniques to develop your practical skills to a higher level than Key Stage 3. You will have increasing freedom to develop more individual and personal work throughout the course which will form part of your course work mark. We are keen to teach you who have an interest in art, who are willing to take risks and explore new ideas and be dedicated to spending the required time on your art work.

If you love to draw at home, have an interest in making beautiful things then art could be for you. We encourage our artists to draw and become confident in your skills and ability, but you must work. Practice really does make progress. Art is a subject that links to many more creative specialist areas at further and higher education level, and GCSE art is a great place to start this journey.

### How can I support my learning in Fine Art?

#### Websites

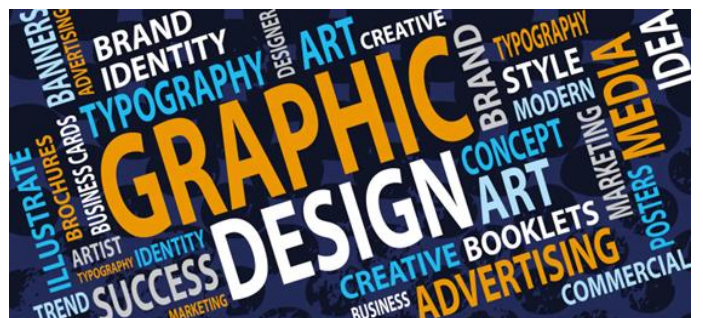
- GCSE Bitesize website Art and Design
- Gallery websites – Tate, National Portrait Gallery, National Gallery, Victoria, and Albert museums
- Pinterest – for researching ideas and techniques.

#### Other Activities

- You are encouraged to visit art galleries and museums to inspire you.
- You are encouraged to watch programmes about art such as 'Portrait artist of the year', Landscape artist of the year' on SKY arts.

## Option Subject – Art and Design – Graphic Communication

Course information	
<b>Option Type</b>	Free Option
<b>Exam Board</b>	AQA
<b>Specification</b>	GCSE
<a href="#">Online Subject Link</a>	
Assessment	
60% coursework which is completed in class over the 2 Years of study. 40% of the marks is from an exam project comprising of a portfolio and a 10-hour exam where final designs are produced	
Course Overview	
You will study a range of design styles and designers throughout the course and will also select some of your own choosing to support your ideas and developments. You will create a portfolio of work, which will consist of one main course work project and one smaller project. You will understand the creative process and be able to apply this to your own ideas.	
Why learn Graphic Communication?	



This Art and Design course, with a specialism in Graphic Communication, allows you to develop your art skills. Graphic Communication is about how visual images communicate an idea or message with the viewer. You will learn how to develop images and designs to communicate your ideas in a clear and creative and original way by studying the work of a range of artists and designers. This course is a specialism within Art and Design. Please talk to your art teachers to see if your personal work style is more suited to Art and Design- Fine Art or Graphic communication.

You will explore various media and techniques to develop your practical skills to a higher level than Key Stage 3 art. We are keen to teach you who have an interest in art and design, who are willing to take risks and explore new ideas and be dedicated to spending the required time on your design work. If you love to draw and design, then Graphic communication could be for you. We encourage our learners to draw and become confident in your skills and ability, but you must work. Practice really does make progress. Graphics is a subject that links to many more creative specialist areas at further and higher education level and a GCSE in Art and design is a great place to start this journey.

### How can I support my learning in Graphic Communication?

#### Websites

- GCSE Bitesize website Art and Design
- Gallery websites – Tate, National Portrait Gallery, National Gallery, Victoria and Albert museums
- Pinterest – for researching ideas and techniques.

#### Other Activities

- You are encouraged to visit art galleries and museums to inspire you.
- You are encouraged to watch programmes about art such as ‘Portrait artist of the year’, Landscape artist of the year’ on SKY arts.

## Option Subject – Business Studies

### Course information

<b>Option Type</b>	Free Option
<b>Exam Board</b>	Edexcel
<b>Specification</b>	GCSE

[Online Subject Link](#)

### Assessment

2 written papers both 1 hour 30 minutes long, and both making up 50% of the total marks.

### Course Overview

An engaging and inspiring course of study, which reflects the demands of a truly modern and evolving business environment. This qualification will enable development as a commercially minded and enterprising individual. Everyone is involved in business activities every day; from the clothes we wear to the food we eat. We can be involved as a customer, as a worker or perhaps as an owner.



### Why learn Business Studies?

GCSE Business Studies prepares you for further Level 3 study as well as BTEC and NVQ courses in many different subjects. You will become skilled in making decisions, being creative, solving problems, understanding finance, dealing with data, communicating, and working as part of a team.

Business Studies is firmly rooted in the everyday world of finance, commerce, and business where all sorts of firms are studied – from one-man small businesses to large multi-nationals like Coca Cola and Virgin.

### How can I support my learning in Business Studies?

#### Websites

- [GCSE Business - Edexcel - BBC Bitesize](#)
- [Edexcel GCSE Business Studies Past Papers - Revision World](#)

#### Books

- CGP GCSE Business Edexcel Revision Guide
- CGP GCSE Business Edexcel Exam Practice Workbook (includes Answers)
- Pearson REVISE Edexcel GCSE Business Revision Guide inc online edition and quizzes
- Pearson REVISE Edexcel GCSE Business Revision Cards (with free online Revision Guide)

## Option Subject – Computer Science

Course information	
Option Type	Free Option
Exam Board	OCR
Specification	GCSE
<a href="#">Online Subject Link</a>	
Assessment	



2 written examinations both 1 hour 30 minutes long and both making up 50% of the total marks

### Course Overview

Over the course you will build on the knowledge and skills you learnt at KS3 but start to introduce new understanding of programming and how computers and networks interact. You will also study the ethical and social impacts of computer use and how these relate to the Law. Finally, you will look in finer detail of programming allowing you to programme functions within applications



### Why learn Computer Science?

By studying GCSE Computer Science, you will enhance your knowledge of how hardware and software interact to allow computers to complete the functions. Your studies will allow you to develop your understanding of how computers think and how you can use this to create your own programme, which you will apply to practical project work.

A Computer Science GCSE is also a good introduction to further study at A Level and careers such as those in app development, computer engineering, game development and many other STEM related careers.

### How can I support my learning in Computer Science?


#### Websites

- <https://student.craigndave.org/gcse-videos>
- <https://www.ocr.org.uk/qualifications/gcse/computer-science-j277-from-2020/>

#### Books

- CGP GCSE OCR Computer Science complete revision & practice
- Python Programming Guide for GCSE Computer Science (includes Online Edition & Python Files)
- Pearson OCR Computer Science revision guide
- Cambridge OCR Computer Science student book

## Option Subject – Dance


Course information	
<b>Option Type</b>	Free Option
<b>Exam Board</b>	AQA
<b>Specification</b>	GCSE
<a href="#">Online Subject Link</a>	
Assessment	
3 assessment components. 1 Solo and Paired dance, 1 critical appreciation task and 1 written exam paper which is 1 hour 30 minutes long	
Course Overview	
<p>Within the course you will study different styles and skills allowing you to take part in choreographed dances. This will involve skills like understanding instruction and performing the dance techniques required for the dance. You will also study how to critique routines and provide both self-reflections and feedback to others</p>	
	
Why learn Dance?	
<p>The Dance course we have chosen has been designed to be a practical, engaging and creative specification for you to study. It will provide opportunities to understand and create dance routines and choreography both theoretically and practically allowing ideas and meaning to be communicated to an audience.</p> <p>Dance provides a fantastic curriculum to ignite and engage your creativity, passion and interests. It also provides freedom for you to experiment and take risks with your work while developing your own style. To be successful in this course, you need to enjoy performing. You will work practically most lessons and performing work to others is common practice. You need to collaborate effectively with your peers and will be graded on your contributions and how you give and receive direction.</p>	
How can I support my learning in Dance?	

## Other Activities

- Key practitioner performance works/videos (based on chosen work)

## Option Subject – Drama

Course information	
<b>Option Type</b>	Free Option
<b>Exam Board</b>	OCR
<b>Specification</b>	GCSE
<a href="#">Online Subject Link</a>	
Assessment	
60% practical exam and 40% of the total marks is a written examination	
Course Overview	
Over the course you research and explore a stimulus, work collaboratively to create your own devised drama, leading to the completion of a portfolio of evidence allowing you to evaluate of your work. You will also develop and apply theatrical skills in acting by performing a showcase of two extracts from a performance text. Finally, you will explore practically a whole performance text and performance	



demonstrating the knowledge and understanding of how drama is developed, performed and responded to.

**Important note – Within the examined units some content given by OCR may contain themes that are sensitive to learners.**

### Why learn Drama?

The Drama course we have chosen has been designed to be a practical, engaging, and creative specification for you to study. It will provide opportunities to understand and create drama practically in which ideas and meaning are communicated to an audience.

Drama provides a fantastic curriculum to ignite and engage your creativity, passion, and interests. It also provides freedom for you to experiment and take risks with their work while developing your own style.

To be successful in this course, you need to enjoy performing. You will work practically most lessons and performing work to others is common practice. You need to collaborate effectively with your peers and will be graded on your contributions and how you give and receive direction. You need to enjoy having conversations about the art of theatre. You will watch and write about performances you go to see at a professional theatre. You will also be required to write about your practical work and how you have come to artistic decisions, what inspired the work and reflect on performances. The course is designed to be 40% written and 60% practical. Drama is aimed to help create independent learners, critical thinkers, and effective decision makers – all personal attributes that can make you stand out as you progress through your education and into employment.

### How can I support my learning in Drama?

#### Websites

- GCSE Bite size
- Playwright/Practitioner websites (based on plays chosen)

#### Books

- OCR Revision guides

#### Revision Techniques

- Line learning tips/help sheets available from Drama staff
- Supporting help sheets provided for each unit.

## Option Subject – German

Course information	
Option Type	Free Option
Exam Board	AQA
Specification	GCSE
<a href="#">Online Subject Link</a>	
Assessment	
3 written exams and 1 speaking exam each making up 25% of the overall mark. Paper 1 is a listening exam, Paper 2 is a speaking exam, Paper 3 is a Reading exam and Paper 4 is writing exam.	
Course Overview	

Within GCSE language courses you will further develop the knowledge and skills that you have developed over KS3. At GCSE level you begin to develop the linguistic skills to help you understand not only everyday situations but also build your knowledge of the culture and areas of interests of native speakers of the German language



### Why learn German?

Learning a language gives you capability and confidence for a wide range of challenging opportunities. By having a GCSE qualification in a language, you will have a valuable talent that is applicable to everything they do. Russell Group Universities, such as The University of Oxford, Cambridge, York, and Exeter, consider a language GCSE a facilitating subject.

Learning a language develops key skills that employers value and there are unlimited areas of interest in the working world where languages are an asset: tourism, business, retail, law, teaching, international banking, and Civil Service.

In addition, learning a language helps your memory, creativity, communication skills and confidence meaning you'll develop essential skills that will help you in any subject or any career in the future. With a language, the prospects are endless.

### How can I support my learning in German?

#### Websites

- **Languagenut:** each learner has an account and a class to join. This will be used for practice of all linguistic and communication skills, revision, and homework.
- **GCSEpod:** online tool to revise some of the key topics. All learners have a school account.
- **Quizlet:** online platform to revise vocabulary. App available for Apple and Android.
- **Duolingo:** free app and available on Apple and Android. Fantastic for learning and reinforcing basic vocabulary.
- **Lyricstraining.com:** A brilliant website (and app) where you can listen to Spanish or German music and then fill in the gap of the missing lyric – fantastic for developing listening skills.
- **Languagesonline.org.uk:** Fantastic for practising key grammar structures
- **Language-gym.com:** a great website to practise verb conjugations, grammar through a variety of games.

#### Books


- German AQA Complete Revision & Practice (with CD & Online Edition) – Grade 9-1 Course (CGP GCSE German 9-1 Revision).
- Revise AQA GCSE (9-1) German Revision Workbook: for the 9-1 exams (Revise AQA GCSE MFL 16).
- Viva! AQA GCSE German Grammar and Translation Workbook.

*Please note that there will be a new MFL specification from 2024. The first exams will be in 2026. Once the new revision guides are published, these will be shared with parents and learners.*

## Option Subject – Health and Social Care

### Course information

<b>Option Type</b>	Free Option
<b>Exam Board</b>	Pearson
<b>Specification</b>	Level 2 Technical Award
<a href="#">Online Subject Link</a>	
<b>Assessment</b>	
A mixture of written assessments, coursework assessments and unseen assessments which have to be completed in a small-time scale	
<b>Course Overview</b>	
Over the course you will study 3 main components of the Health and Social Care subject. These include looking at the human lifespan development, care services and values, and finally health and wellbeing. Over these units you will build the knowledge and skills needed to look at how you can analyse an individual's health and plan appropriate care to improve your wellbeing.	



### Why learn Health and Social Care?

Health and Social Care is a huge industry and no more important than in today's current climate. The pressure placed on the staff and hours staff must work makes this sector highly demanding but also highly satisfying. If you have a caring nature and put people before yourself, showing empathy and compassion to those who may be less fortunate than yourself, then you would be an ideal candidate for this course.

Whether it be nursing in a hospital or being a psychiatrist listening to client's problems, then you will need to be able to communicate effectively and efficiently. The course allows you to experience the development of children and those with conditions, syndromes, and disabilities to learn and understand what it is like from their perspective. We will consider the lives of certain individuals in case studies and try to analyse their lives and the care needed to be put in place to improve their lifestyle. This will guide the learner into a particular avenue of the health and social care sector. The level 2 course also links well to further study at sixth form and later at university.

### How can I support my learning in Health and Social Care?

#### Websites

- [www.bbc.co.uk/news/health](http://www.bbc.co.uk/news/health)

#### Books

- Pearson Revise BTEC Tech Award Health and Social Care Revision Guide (2022)  
Publisher – Pearson
- Pearson Revise BTEC Tech Award Health and Social Care Practice Assessments Plus (2022)  
Publisher – Pearson
- BTEC Tech Award 2022 Health and Social Care Student Book  
Publisher - Pearson

## Option Subject – Hospitality and Catering

### Course information

<b>Option Type</b>	Free Option
<b>Exam Board</b>	Eduqas
<b>Specification</b>	Level 2 Technical Award
<a href="#">Online Subject Link</a>	
<b>Assessment</b>	
1 written exam which makes up 40% of the total mark and 1 assignment task which is 60% of the total mark which involves a 12 hour assessment	
<b>Course Overview</b>	
The Food Preparation and Nutrition GCSE will help you develop a greater understanding of, nutrition, food provenance and the working characteristics of food materials. You will also learn about food from around the world through the study of British and international culinary traditions as well as developing an understanding of where food comes from (food provenance) and the challenges surrounding food hygiene and safety, planning for nutritional needs of different groups. You will master culinary skills and appreciate the science behind food and cooking.	



### Why learn Food Preparation and Nutrition?

Ever wondered what it takes to work in a top hotel or restaurant? Does food and discovering new flavours in the kitchen inspire you? Maybe you're interested in developing the skills you need to work front of house? If so, it's time to – find out more about this exciting qualification today!

Level 1/2 Vocational Award in Hospitality and Catering (Technical Award) will help develop a greater understanding of: Nutrition and Health, Food Science and Safety, Food choice and provenance (where food comes from) and the catering and hospitality industry. You will learn about food from around the world through the study of British and International cuisine. You will master culinary skills and appreciate the detail needed to present aesthetically pleasing dishes. You will learn about the hospitality industry and associated roles within this sector.

This is an exciting and creative course which allows you to increase your knowledge to connect theory and practical sessions. You will master a variety of technical skills and become proficient in the kitchen. You will also develop transferable skills such as: analysis, evaluation communication skills, working independently, communication, team skills, time management as well as being able to interpret information and data.

If you want to work in the food or hospitality industry, through further study or an apprenticeship, and gain invaluable life skills, then Hospitality and Catering Course could be the start of this journey.

### How can I support my learning in Food Preparation and Nutrition?

#### Websites

- BBC Bitesize
- BBC Good food

#### Books

- WJEC Level 1/2 Vocational Award Hospitality and Catering (Technical Award) – Student Book
- WJEC Level 1/2 Vocational Award Hospitality and Catering (Technical Award) Study & Revision Guide

## Option Subject – Media

<b>Course information</b>	
<b>Option Type</b>	Free Option

<b>Exam Board</b>	EdExcel
<b>Specification</b>	Level 1/2 BTEC Tech Award
<a href="#">Online Subject Link</a>	
<b>Assessment</b>	
2 internal NEA components on exploring and creating media, each worth 30% of the overall course grade. 1 externally assessed production unit worth 40% of the overall course grade.	
<b>Course Overview</b>	
This course will focus on key areas developing your skills in a range of practical and theoretical areas such as pre-production and planning, understanding a brands visual identity in addition to practical production skills such as image composition and image manipulation skills by producing exemplar products.	



### Why learn Media?

Studying Media will allow you to develop your understanding of a vast industry which covers both traditional and new media sectors as well as how the world communicates. Not just in day-to-day conversation but through the codes and conventions presented to us every day. Why does everyone draw a stick man when asked to quickly draw a boy. How can images be edited to show the story the publication wants you to see and not the whole picture. There are common strands which connects all types of media, this qualification will teach you how to recognise them and how to effectively use them when creating your work.

The Pearson BTEC Level 1/Level 2 Tech Award in Creative Media Production is for learners who want to acquire sector-specific applied knowledge and skills through vocational contexts by investigating, exploring and creating media products. You will develop a range of analytical and creative production skills.

### How can I support my learning in Media?

#### Websites:

- [Pearson Edexcel Creative Media Production homepage](#)
- [Sue Farrimond Photopea tutorials](#) – a website of video and written ‘How To’ guides for using Photopea tools and techniques to manipulate images.


#### Books

- [CREATIVE MEDIA PRODUCTION: LEVEL 2 BTEC First \(Level 2 BTEC First Creative Media Production\)](#). Although this textbook is for the 2010 specification of the course (which was renewed in 2022), the revision and consolidation materials on media industry, audiences and production techniques remain relevant and useful for learners.



# Option Subject – Music

Course information	
Option Type	Free Option
Exam Board	OCR
Specification	GCSE
<a href="#">Online Subject Link</a>	
Assessment	
1 written exam, which is 40% of the total marks, and 2 pieces of coursework, performance solo and ensemble and two compositions, both worth 30% each of the total mark	
Course Overview	
The GCSE Music course builds upon all the techniques and skills that you learn at KS3 but allows you to apply them to a chosen instrument. This involves learning about composition, performing, listening, and appraising music. You will then be asked to apply these to unknown music recordings and compositions	
Why learn Music?	
<p>The Music course is designed to encourage you to be creative and to broaden your musical horizons. Music is all around us, through the media, on our TV screens, radios, video gaming and when out shopping music is used all the time. On the course you will explore a range of areas of study through listening and appraising, composition, and performance with a focus on your chosen instrument. Through studying various genres, styles, and eras within the areas of study you will engage with musical context, musical language, and performance and composition skills.</p> <p>The course is designed to be 60% course broken down into 30% performance and 30% composition, and 40% exam work. This would suit you who are well organised, able to demonstrate a sense of autonomy, self-reflectors, able to work in/lead a team, have a passion for music and are willing to commit to additional hours outside of your timetabled lessons to attend extra-curricular clubs and additional instrumental practice.</p>	
How can I support my learning in Music?	



## Websites

- [GCSE Music - BBC Bitesize](#)

## Other Activities

- Support sheets, knowledge organisers and revision guide available from the music department.
- Recommended reading lists and key websites will be given out.
- You will be expected maintain a listening log of many different artists and genres to broaden your appraising skills as well as applying this to your practical work.

## Option Subject – Religious Studies

### Course information

<b>Option Type</b>	Free Option
<b>Exam Board</b>	AQA
<b>Specification</b>	GCSE


[Online Subject Link](#)

### Assessment

2 written exams 1 hour 45 minutes long. Both papers make up 50% of the total mark each

### Course Overview

The Religious Studies course is made of 6 parts, the first two parts look at two religions in detail and at NIA these are Christianity and Islam, which are assessed in Paper 1. The other 4 parts of the course look at Thematic studies and how religion affects different aspects of life such as the relationships and families, existence of God and Revelations, and how religions see peace, conflict, crime and punishment.



### Why learn Religious Studies?

Life in the UK is becoming increasingly more diverse and Religious Studies will help you to have a greater understanding of the many different cultures that are now part of living in the UK. Studying Religious Studies at GCSE will enable you to develop your own opinions, not just on world religions but also on current, topical issues that affect us all every day. You will be able to improve your written and verbal communication which will mean that you are well prepared for their next steps after GCSE.

Learning about other religions can help people become more tolerant and accepting in their own lives as they have a better understanding about how other cultures live your lives. The world is becoming increasingly more connected, and life in modern Britain is becoming increasingly complex. Studying Religious Studies can help you make sense of some of the big questions in life that we all face.

## How can I support my learning in Religious Studies?

### Websites:

- GCSE Bitesize
- BBC Teach

### Books:

- AQA Religious Studies A Christianity – Marianne Fleming, Peter Smith, David Worden, Cynthia Bartlett
- AQA Religious Studies A Islam – Marianne Fleming, Peter Smith, David Worden, Cynthia Bartlett
- AQA GCSE (9-1) Religious Studies Specification A – Lesley Parry, Jan Hayes, Sheila Butler

## Option Subject – Sociology

### Course information

<b>Option Type</b>	Free Option
<b>Exam Board</b>	AQA
<b>Specification</b>	GCSE

### [Online Subject Link](#)

### Assessment

2 written exam papers both making up 50% of the total mark for the course and lasting 1 hour 30 minutes

### Course Overview

There are 4 topics within GCSE Sociology and some key themes running through these.

Over the course you will learn about Research Methods and Sociological Theory and apply this to the 4 main topics: Family, Education, Crime and Deviance, Social Stratification.



### Why learn Sociology?

Sociology is the study of society, people, and behaviour. It helps us understand life, ourselves and how we interact with others. Sociology teaches you how to investigate facts and use deduction, compile evidence to support your arguments and to communicate your point of view fluently. Sociology equips you with an inquisitive mind and provides a valuable insight into people and the world we live in. These skills are highly valued by universities and employers and will benefit you for the rest of your life.

Studying Sociology will provide you with an excellent set of transferable skills. These are great for many occupations, from marketing to social work, teaching to criminal justice. Whatever career you are interested in: Sociology will give you a head start.

### How can I support my learning in Sociology?

#### Websites

- GCSE Bitesize

#### Books

- Collins Grade 1-9 GCSE Sociology All-in-One Complete Revision and Practice
- Collins GCSE Sociology for AQA: Revision Guide and Exam Practice Workbook

## Option Subject – Spanish

Course information	
<b>Option Type</b>	Free Option
<b>Exam Board</b>	AQA
<b>Specification</b>	GCSE
<a href="#">Online Subject Link</a>	
Assessment	
3 written exams and 1 speaking exam each making up 25% of the overall mark. Paper 1 is a listening exam, Paper 2 is a speaking exam, Paper 3 is a Reading exam and Paper 4 is writing exam.	
Course Overview	

Within GCSE language courses you will further develop the knowledge and skills that you have developed over KS3. At GCSE level you begin to develop the linguistic skills to help you understand not only everyday situations but also build your knowledge of the culture and areas of interests of native speakers of the Spanish language.



### Why learn Spanish?

Learning a language gives you capability and confidence for a wide range of challenging opportunities. By having a GCSE qualification in a language, you will have a valuable talent that is applicable to everything they do. Russell Group Universities, such as The University of Oxford, Cambridge, York, and Exeter, consider a language GCSE a facilitating subject.

Learning a language develops key skills that employers value and there are unlimited areas of interest in the working world where languages are an asset: tourism, business, retail, law, teaching, international banking, and Civil Service. Languages also helps your memory, creativity, communication skills and confidence meaning you'll develop essential skills that will help you in any subject or any career in the future. With a language, the prospects are endless.

### How can I support my learning in Spanish?

#### Websites

- **Languagenut:** each learner has an account and a class to join. This will be used for practice of all linguistic and communication skills, revision, and homework.
- **GCSEpod:** online tool to revise some of the key topics. All learners have a school account.
- **Quizlet:** online platform to revise vocabulary. App available for App and Android.
- **Duolingo:** free app and available on Apple and Android. Fantastic for learning and reinforcing basic vocabulary.
- **Lyricstraining.com:** A brilliant website (and app) where you can listen to Spanish or German music and then fill in the gap of the missing lyric – fantastic for developing listening skills.
- **Languagesonline.org.uk:** Fantastic for practising key grammar structures.
- **Language-gym.com:** a great website to practise verb conjugations, grammar through a variety of games.

#### Books

- Spanish AQA Complete Revision & Practice (with CD & Online Edition) – Grade 9-1 Course (CGP GCSE Spanish 9-1 Revision).
- Revise AQA GCSE (9-1) Spanish Revision Workbook: for the 9-1 exams (Revise AQA GCSE MFL 16).
- Viva! AQA GCSE Spanish Grammar and Translation Workbook.
- *Please note that there will be a new MFL specification from 2024. The first exams will be in 2026. Once the new revision guides are published, these will be shared with parents and learners.*

## Option Subject – Sport

Course information	
Option Type	Free Option
Exam Board	Pearson

<b>Specification</b>	Level 2 Technical Award
<a href="#"><b>Online Subject Link</b></a>	
<b>Assessment</b>	
The range of vocational assessments – both practical and written	
<b>Course Overview</b>	
<p>The course is split into 3 components completed in order.</p> <ul style="list-style-type: none"> <li>• Component 1 – Preparing Participants to Take Part in Sport and Physical Activity</li> <li>• Component 2 – Taking Part and Improving Other Participants Sporting Performance</li> <li>• Component 3 – Developing Fitness to Improve Other Participants Performance in Sport and Physical Activity</li> </ul>	



### Why learn Sport?

The BTEC Tech Award in Sport allows you to gather a rich and diverse appreciation of a whole range of theoretical and practical knowledge.

You can get a real-life feel of the multi-disciplinary nature of the subject area as you constantly apply your learning to both yourselves, elite performers, coaches, and practical situations. The range of vocational assessments – both practical and written – mean that you can showcase your learning and achievements to the best effect when you take your next step, whether that is supporting applications to higher education courses or potential employers. You will have the opportunity, through a range of experiences, to interact with your peers, primary schools, and external local sport stakeholders through your work as Sports Leaders.

In addition, you will be able to use Northampton International Academy's state of the art fitness suite for fitness testing and bring training programs to life. A variety of teaching methods and learning experiences will be used ranging from classroom-based activities through to visiting specialist speakers. Strong links with Northampton University allow you have a taster day on campus. You will have access to onsite facilities, performance testing and introductory talks by university lectures.

### How can I support my learning in Sport?

#### Websites

- BBC Bitesize

#### Books

- BTEC Tech Award 2022 Sport Student Book
- Pearson REVISE BTEC Tech Award Sport 2022 Revision Guide inc online edition - 2023 and 2024 exams and assessments: for home learning, 2022 and 2023
- Pearson REVISE BTEC Tech Award Sport 2022 Practice Assessments Plus - 2023 and 2024 exams and assessments: for home learning, 2022 and 2023 assessments and exams